



Displacement and Returns Update

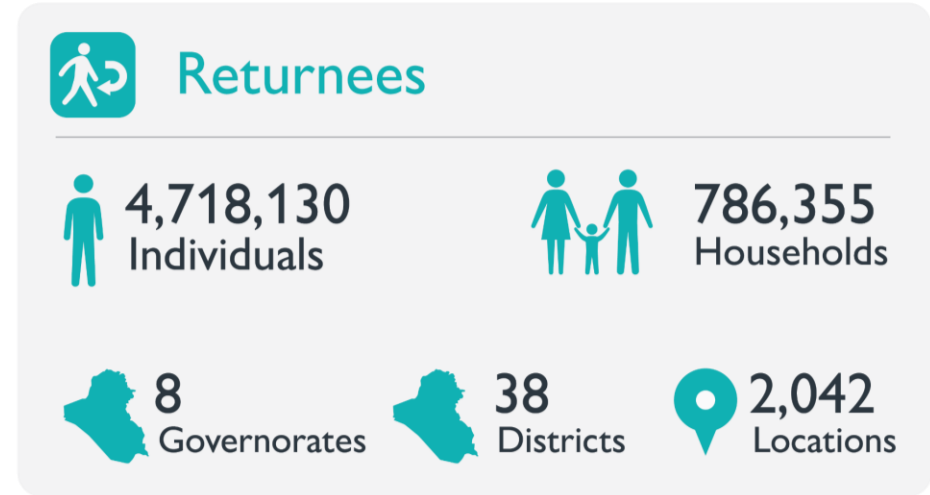
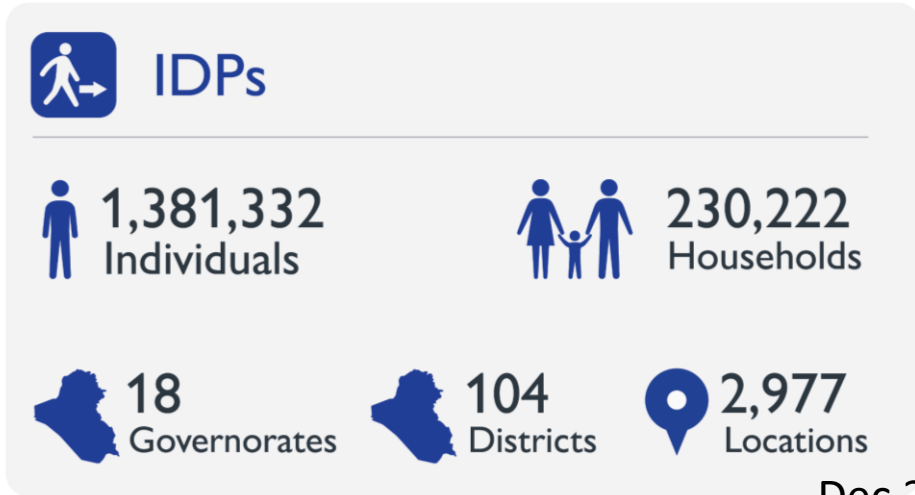
Returns Working Group, 25 August 2020



Latest Displacement Data (May-June 2020)



Latest Displacement Data (May-June 2020)



Dec 2018


-8,208

IDPs since last round



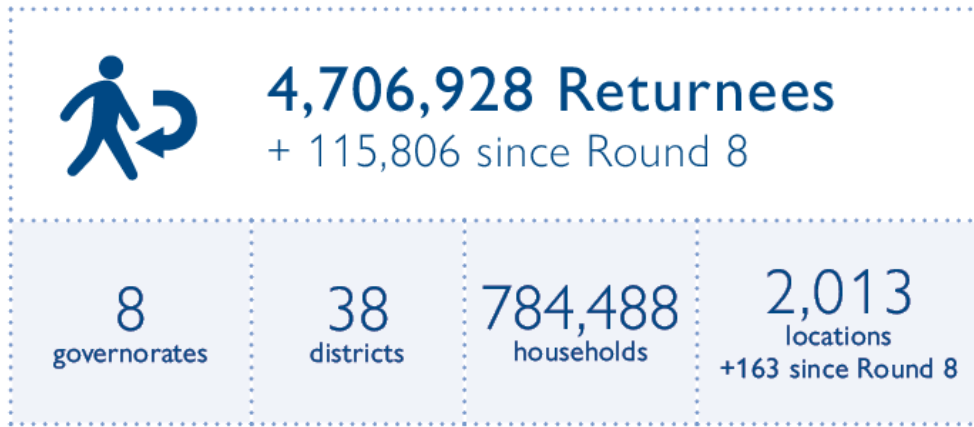
+12,948

returnees since last round



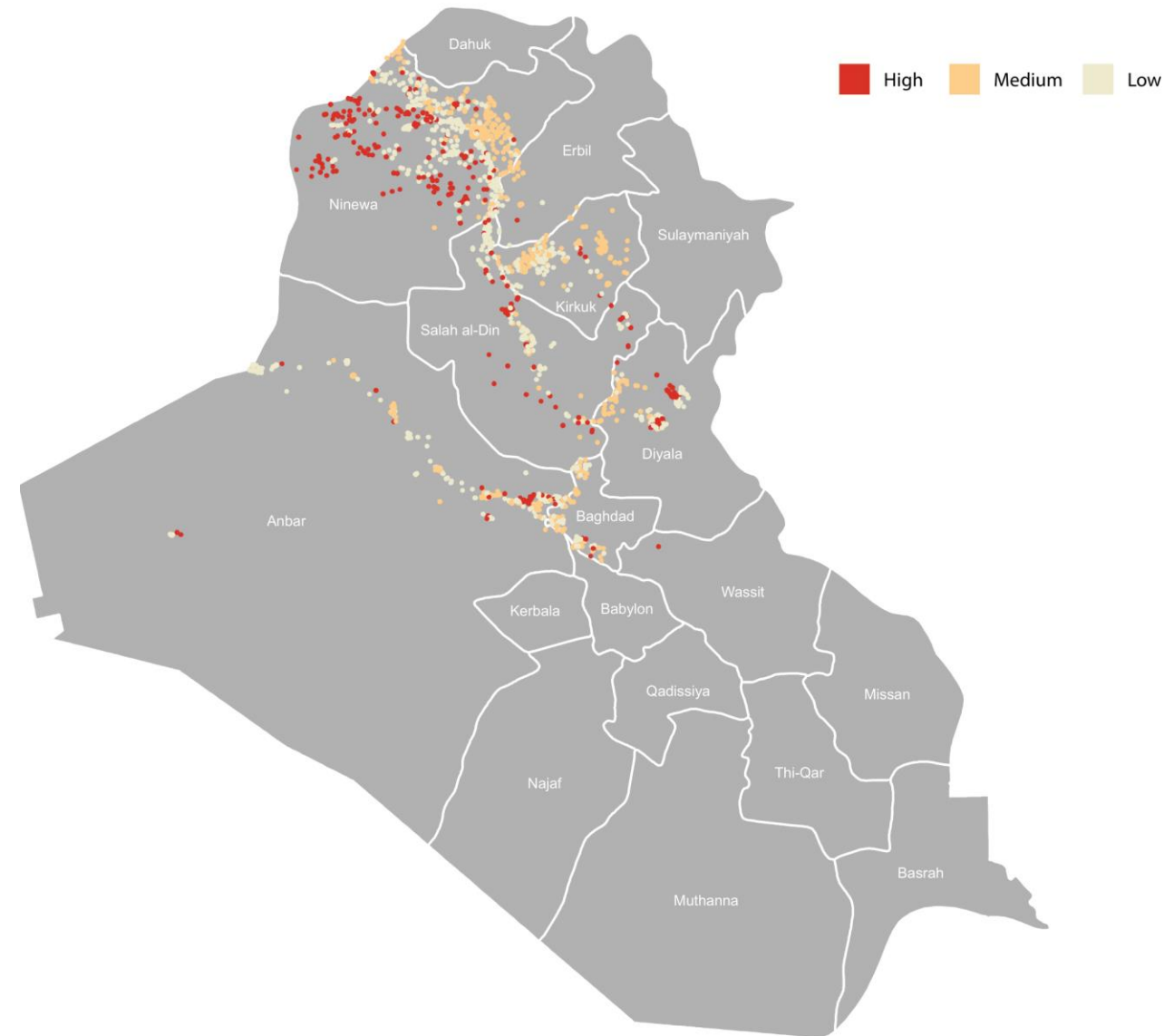
Return Index

Return Index Round 9



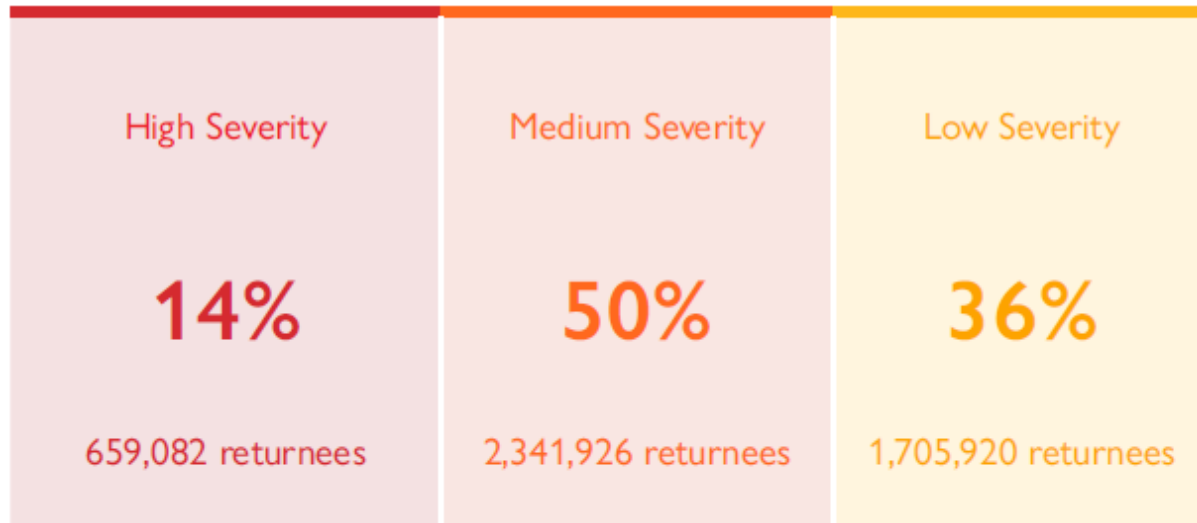
Data collected May-June 2020

- The data for Round 9 of the Return Index was collected during the months of May and June 2020
- As of 30 June 2020, an additional 115,806 returnees were identified, reaching a total of 4,706,928 returnees (784,488 households).
- During Round 9, an additional 163 locations of return were assessed.



Return locations per category of severity

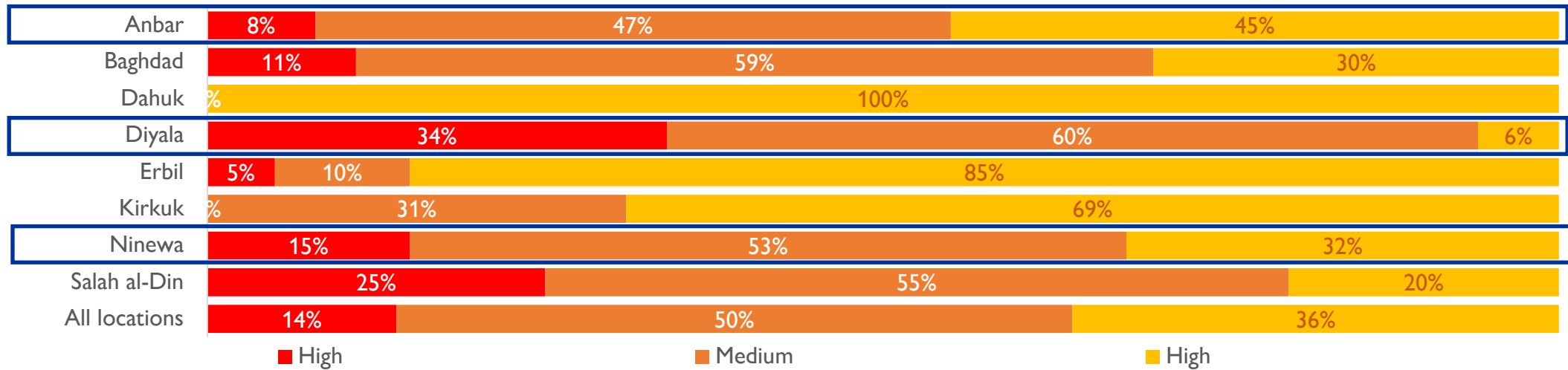
Overall Severity



- Out of the 2,013 return locations assessed, 487 present severe conditions hosting 14% of the returnee population (659,082 individuals).
- This is a 3 per cent increase compared to the previous round collected in January - February 2020, when 11% of the returnee population (516,552 individuals) were in severe conditions.
- An increase of 142,530 returnees living in severe or poor conditions has been observed.

Governorate	HIGH SEVERITY	
	No. of returnees	No. of locations
Anbar	122,256	30
Baghdad	9,552	15
Dahuk		
Diyala	77,274	78
Erbil	2,430	13
Kirkuk	906	4
Ninewa	273,036	296
Salah al-Din	173,628	51
Total	659,082	487

The largest increases



- The largest increases in number of returnees living in severe conditions were recorded in Ninewa (108,558), Diyala (33,546) and Anbar (19,506) governorates.
- In Ninewa (mainly in Telafar, Mosul and Al-Ba'aj) due to increasing concern about different sources of violence, worsening of the employment situation and changes in daily public life because of COVID-19 outbreak and ensuing lockdown.
- In Diyala (mainly in Al-Muqdadaya) where due to the outbreak and lockdown, the worsening of condition for businesses, employment and daily public life was observed.
- In Anbar (mainly in Falluja) also due to the lockdown, which affected the provision of basic social services, concern about different sources of violence and daily public life.

HOTSPOTS PER GOVERNORATE



Thirty-seven hotspots were identified across six governorates in this

round.

SALAH AL-DIN

- Al-Amerli
- Al-Eshaqi
- Al-Moatassem
- Al-Siniya
- Markaz Al-Balad
- Markaz Al-Daur
- Markaz Al-Shirqat
- Markaz Baiji
- Markaz Samarra
- Markaz Tikrit
- Markaz Tuz Khurmatu
- Suleiman Beg
- Yathreb

NINEWA

- Al- Muhalabiya
- Al-Qahtaniya
- Al-Shamal
- Ayadiya
- Hamam al Aleel
- Markaz Al-Ba'aj
- Markaz Hatra
- Markaz Mosul
- Markaz Sinjar
- Markaz Telafar
- Qaeyrrawan
- Zummar

ANBAR

- Al-Amiryia
- Al-Garma
- Al-Saqlawiyah
- Husaibah Al-Sharqiah
- Markaz Al-Ka'im
- Markaz Heet

DIYALA

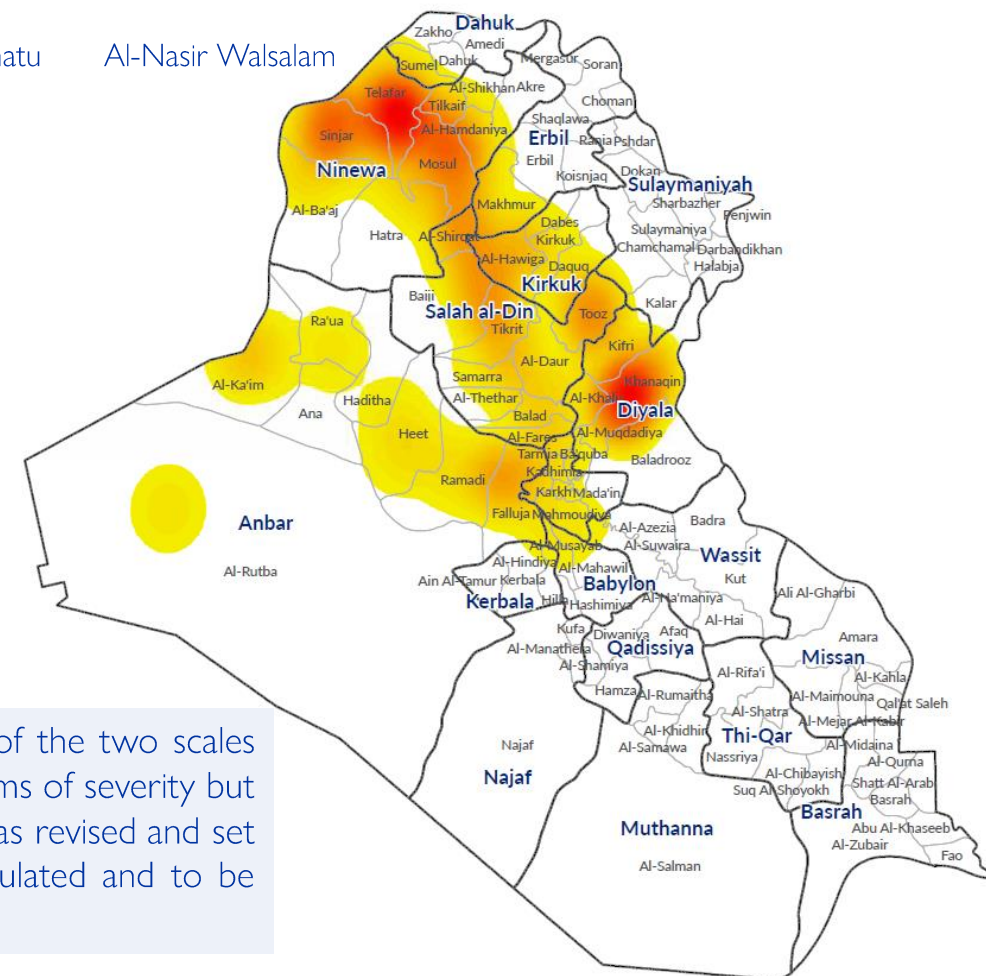
- Abo Sayda
- Jalula
- Markaz Al-Muqdadiya
- Qara Tabe

KIRKUK

- Taza Khurmatu

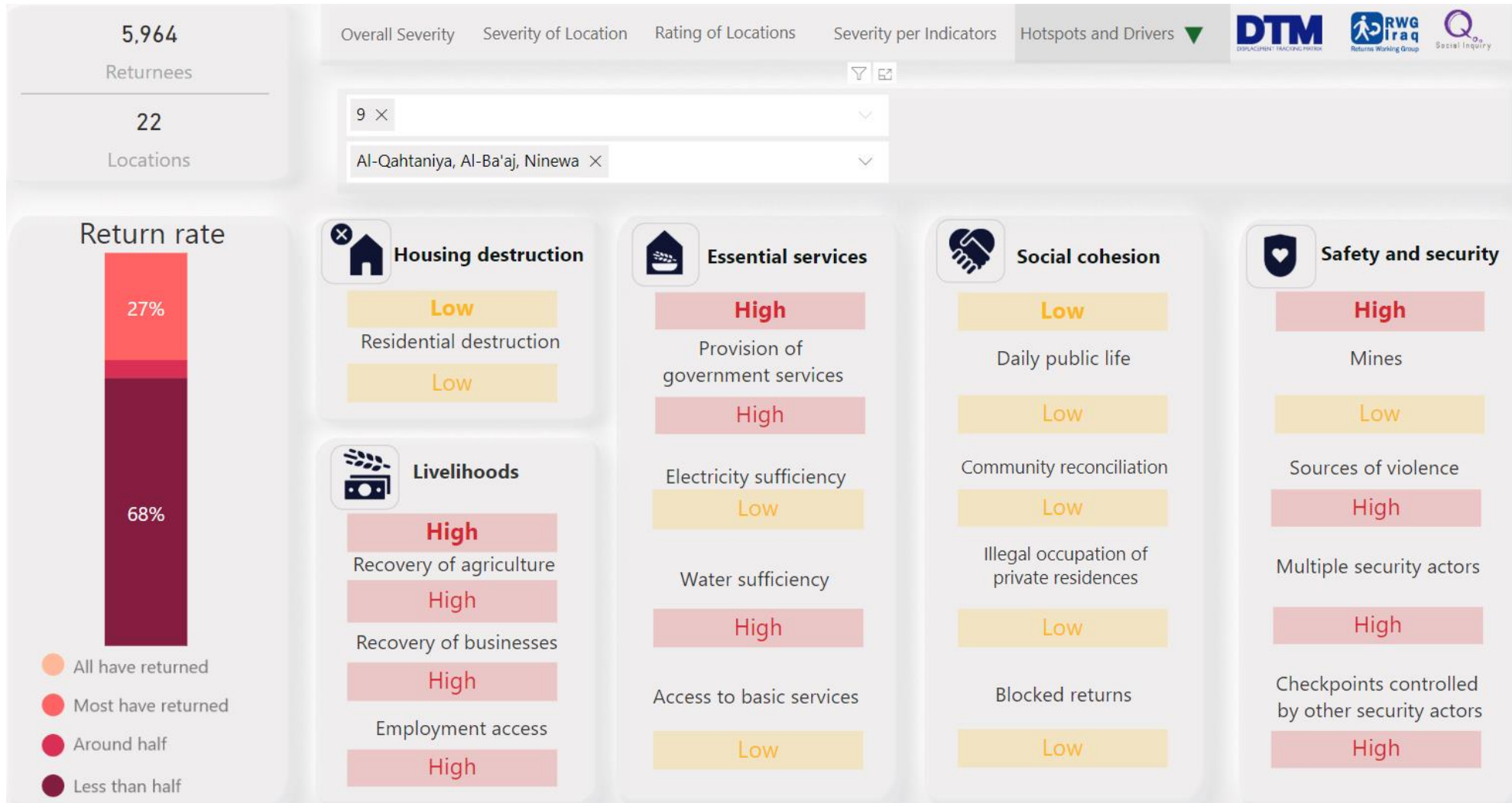
BAGHDAD

- Al-Nasir Walsalam



Subdistricts are classified as 'hotspots' if they score highly in terms of severity on at least one of the two scales (either livelihoods and basic services, or safety and social cohesion) or if they score medium in terms of severity but also host relatively large numbers of returnees. In this round, the criteria for selecting hotspots was revised and set to at least 60,000 returnees for a subdistrict in medium category to be considered highly populated and to be included to the list of hotspots.

Drivers of severity

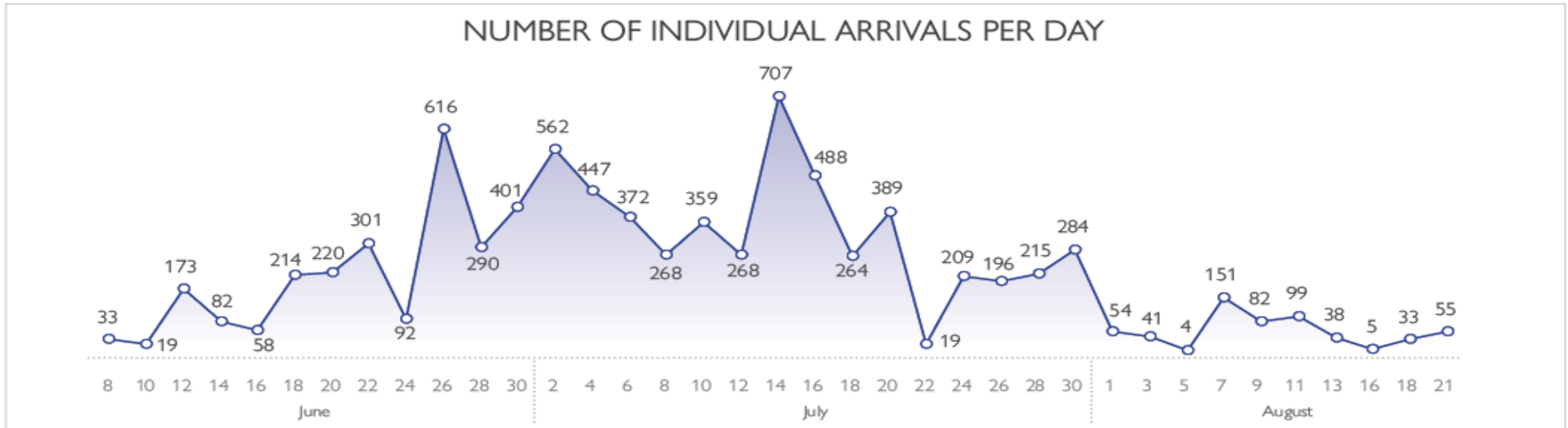


<http://iraqdtm.iom.int/ReturnIndex>

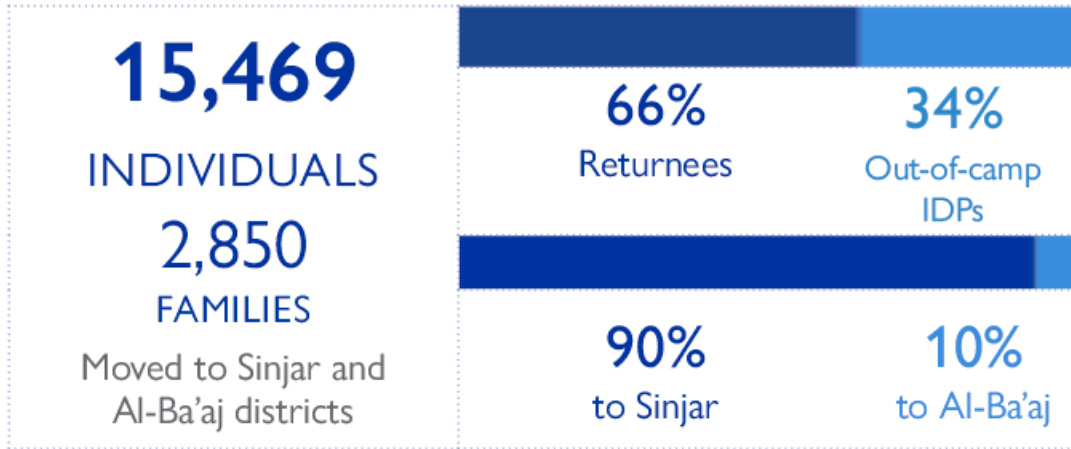
DTM Emergency Tracking: Sinjar Movements

Sinjar and Al Ba'aj Movements

- Since 8 June 2020, DTM has activated an Emergency Tracking assessment on the recent displacement movements to Sinjar and Al-Ba'aj districts in Ninewa governorate
- This presentation includes an overview of these movements between 8 June and 21 August, and highlights the most updated figures for 7-21 August
- Between 7-21 August 132 families returned to Sinjar and Al-Ba'aj districts.. The average number of daily individual arrivals was 48 to Sinjar and 7 to Al-Ba'aj. This is significantly lower than the overall daily average since June (192 to Sinjar and 20 to Al-Ba'aj).

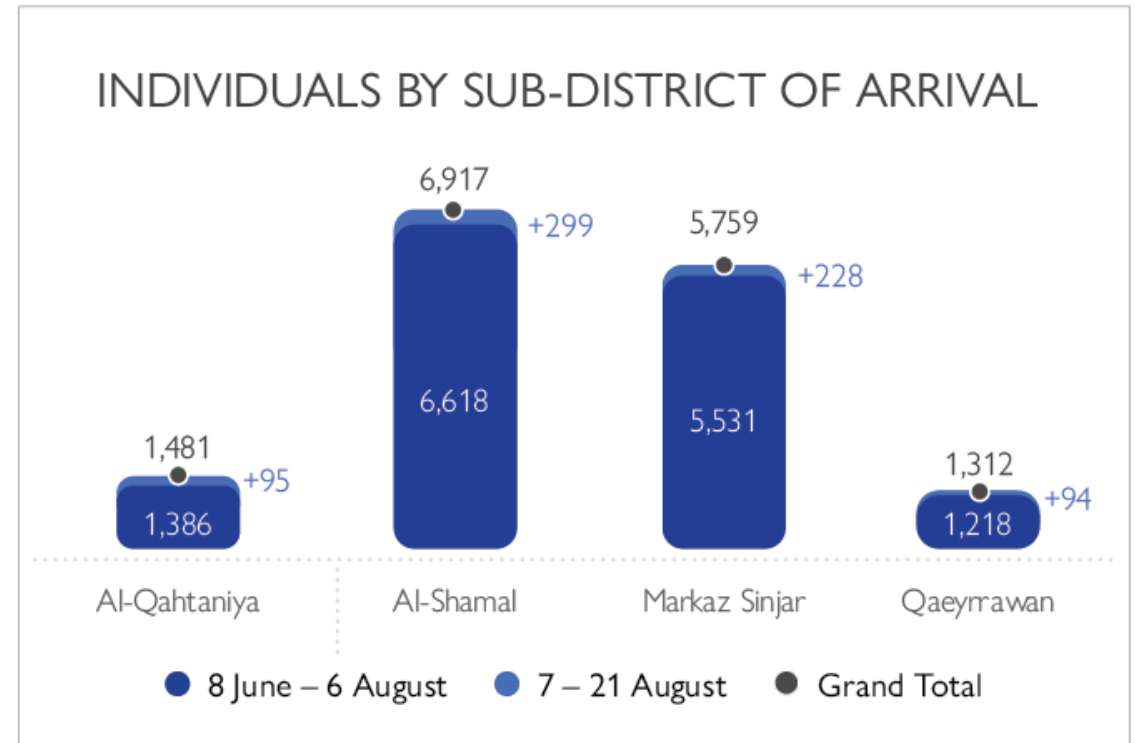


Sinjar and Al-Ba'aj Movements



- Since 8 June, 15,469 individuals (2,850 families) have returned to Sinjar and Al-Ba'aj districts in Iraq's Ninewa governorate.
- The majority of individuals (66%) have been recorded as returnees, while 34% have been recorded as out-of-camp IDPs.

- Between 7-21 August, the most common sub-districts of arrival were Al-Shamal (42%) and Markaz Sinjar (32%).
- Together, these two sub-districts comprise 82% of all individuals that have arrived to Sinjar and Al-Ba'aj since data collection commenced on 8 June.

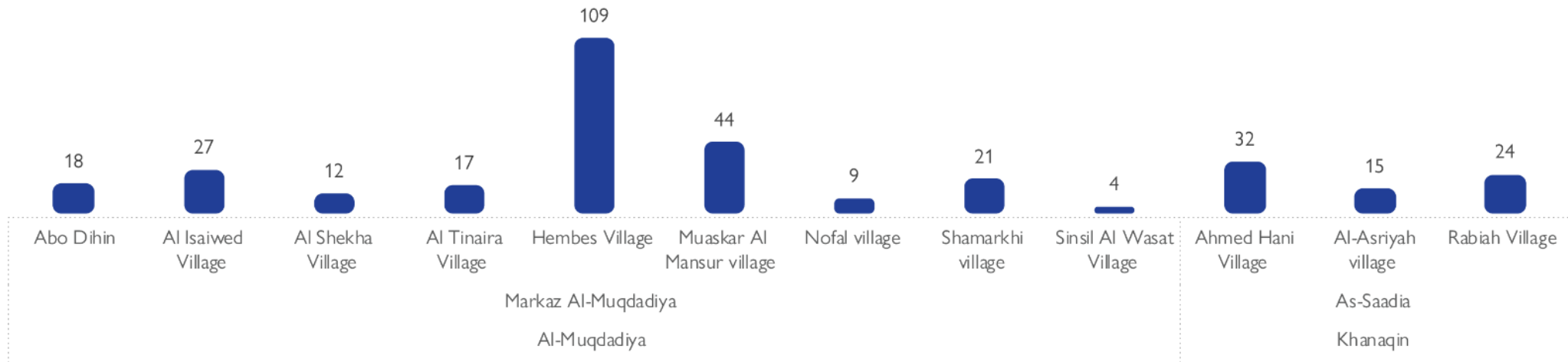


DTM Emergency Tracking: Diyala Movements

Diyala Movements

- Significant return movements began taking place to Diyala since 11 August 2020
- As of 18 August, 332 families have been recorded as returnees to Diyala, 261 (79%) in Muqdadaya district and 71 (21%) in Khanaqin district
- In Muqdadaya district, most returned to the villages of Hembes (109 families) and Muaskar Al-Mansur (44 families) in Markaz Al-Muqdadaya, while in Khanaqin district the majority returned to Ahmed Hani (32 families) and Rabiah (24 families) in As-Saadia sub-district.

NUMBER OF RETURNEE FAMILIES BY LOCATION OF RETURN



Diyala Movements

- The majority (240 families) came from locations in Diyala, while the rest came from Sulaymaniyah, Baghdad and Kirkuk.
- The majority came from non-camp locations (292 families) while 34 families came from camps.

NUMBER OF RETURNEE FAMILIES BY DISTRICT OF LAST DISPLACEMENT

